

LS2

 **Bluetooth**
5.2



4
LS21X

KURZANLEITUNG

DE

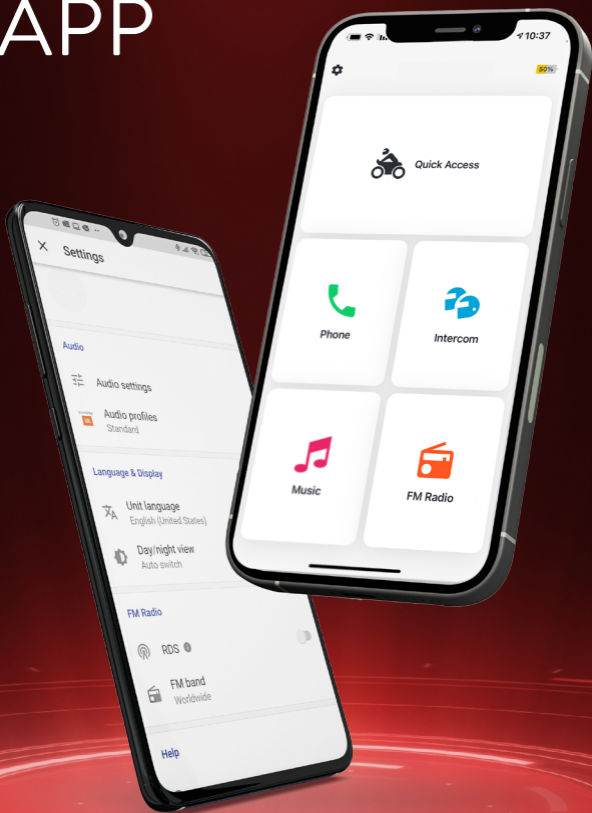
 **LIVE
INTERCOM**

 **OPERATED BY
NATURAL VOICE**

SOUND BY



 **cardo**[®]
**CONNECT
APP**



Cardo Connect App

4-5

Erste Schritte

6

Cardo Connect App

7-8

Allgemein

9

Musik

10-11

Radio

11

Quelle wechseln

12-13

Telefongespräch

14-15

Bluetooth-Gegensprechanlage

16

Sprachbefehle – immer an!

Erweiterte Knopffunktion

17

Aktivieren/Deaktivieren

18

Radio

18

Telefongespräch

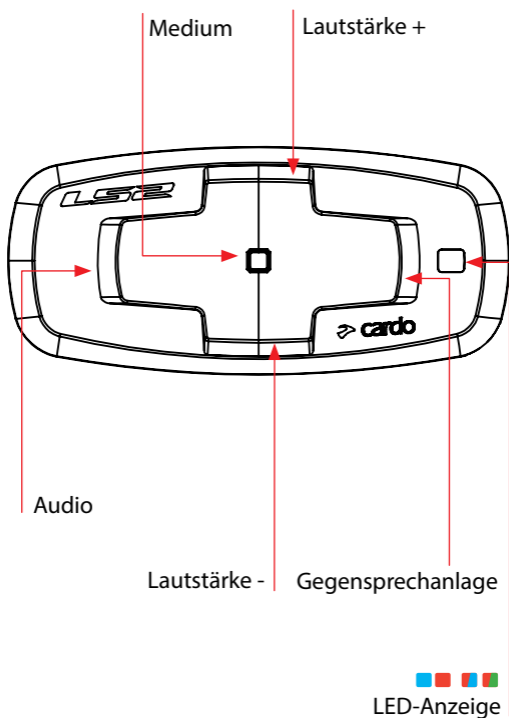
18

Teilen freigeben/beenden

19-20

Gerät ankoppeln (GPS/TFT /Telefon)

Erste Schritte



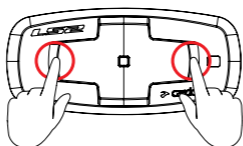
Gedrückt halten



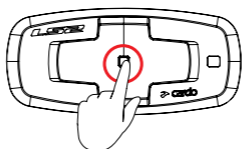
Anzahl der Tipps

Erste Schritte

Ein / Aus



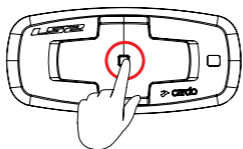
Telefon-Kopplung



LED Rot und Blau



Telefonkopplung beenden





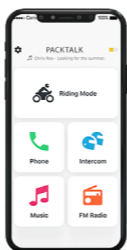
Cardo Connect App



Download



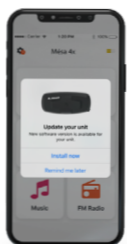
Registrieren



Sprache auswählen



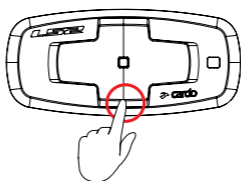
Software aktualisieren



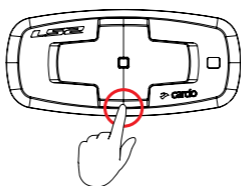
Lautstärke erhöhen



Lautstärke verringern



Mikrofon stumm-/einschalten



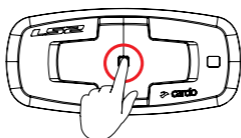
Sprachassistent



Siri

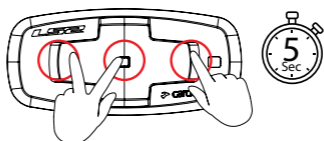


Google Assistant

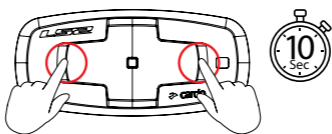




Auf Werkseinstellungen Zurücksetzen

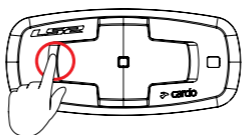


Neustart



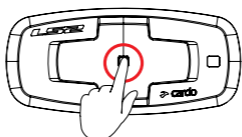
Musik

▶ Ein



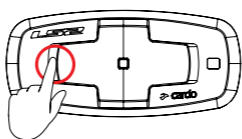
X1
Tap

■ Aus



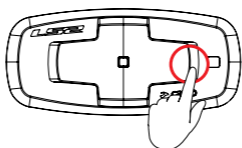
X1
Tap

▶ Weiter



X1
Tap

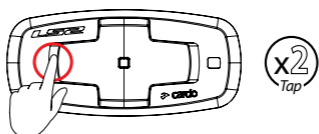
◀ Zurück



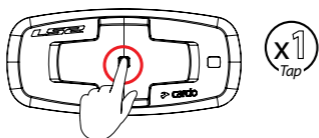
X1
Tap

Radio

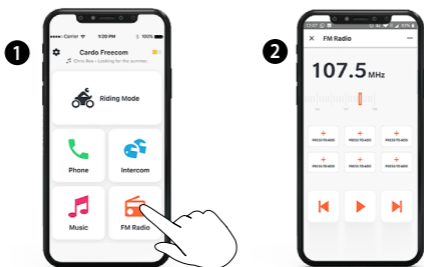
Ein



Aus

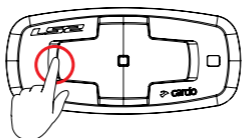


Voreinstellungen festlegen

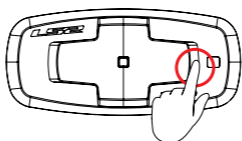


Radio

▶ Nächste Voreinstellung

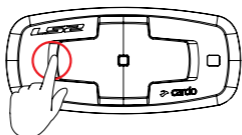


◀ Frühere Voreinstellung



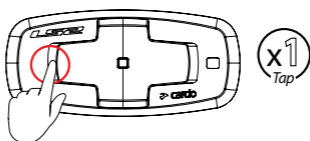
Quelle wechseln

Musik/Radio Kippschalter

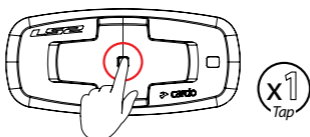


Telefongespräch

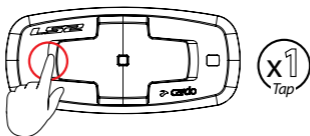
Antworten



Ignorieren

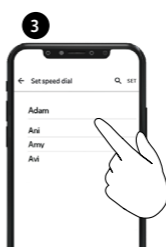
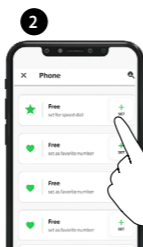
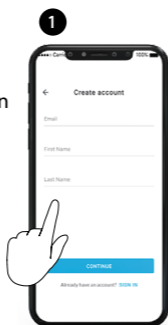


Anruf beenden

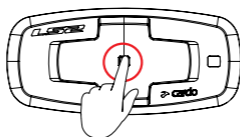


★ Kurzwahl

Nummer einstellen



☎ Kurzwahl anwählen

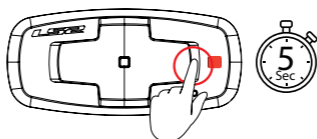


Bluetooth-Gegensprechanlage

Koppeln



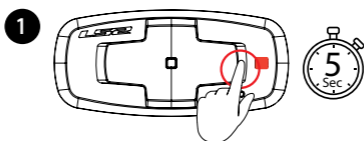
Koppeln mit Fahrer A



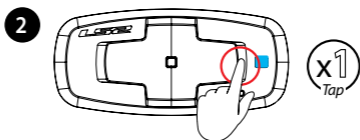
LED Rot



Koppeln mit Fahrer B



LED Rot

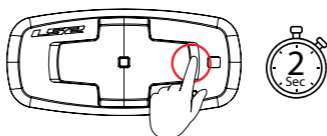


LED Blau



* Fahrer C sollte mit Fahrer B verbunden sein

Gegensprechanlage rufen / beenden



D Deutsch



- **Antworten**
- **Ignorieren**
- "Hey Cardo, **anruf beenden**"
- "Hey Cardo, **kurzwahl**"
- "Hey Cardo, **wahlwiederholung**"



- "Hey Cardo, **musik an**"
- "Hey Cardo, **musik aus**"
- "Hey Cardo, **titel vor**"
- "Hey Cardo, **titel zurück**"
- "Hey Cardo, **musik teilen**"



- "Hey Cardo, **radio an**"
- "Hey Cardo, **radio aus**"
- "Hey Cardo, **sender vor**"
- "Hey Cardo, **sender zurück**"



- "Hey Cardo, **interkom start**"
- "Hey Cardo, **Interkom stop**"



- "**Hey Siri**"
- "**Okay Google**"



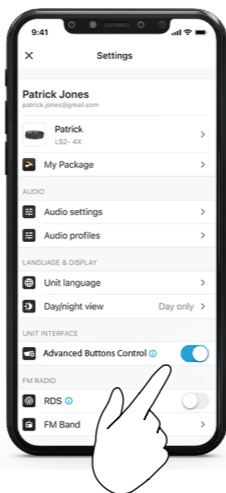
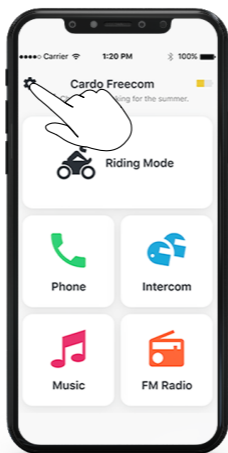
- "Hey Cardo, **lauter**"
- "Hey Cardo, **leiser**"
- "Hey Cardo, **stumm ein**"
- "Hey Cardo, **stumm aus**"



- "Hey Cardo, **Akkustatus**"

Erweiterte Knopffunktion

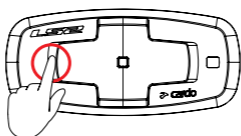
Aktivieren/Deaktivieren



Erweiterte Knopffunktion

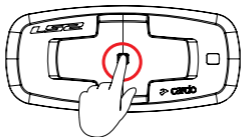
Radio

»» Automatischer Radio-Scan



Telefongespräch

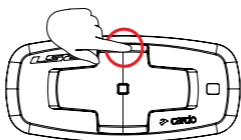
☎ Wahl wiederholen



Teilen freigeben/beenden

🎵 Musik

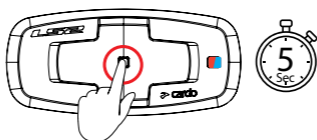
☎ Freigeben



Erweiterte Knopffunktion

Gerät ankoppeln (GPS/TFT /Telefon)

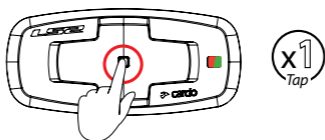
1 Schritt 1



LED Rot und Blau



2 Schritt 2



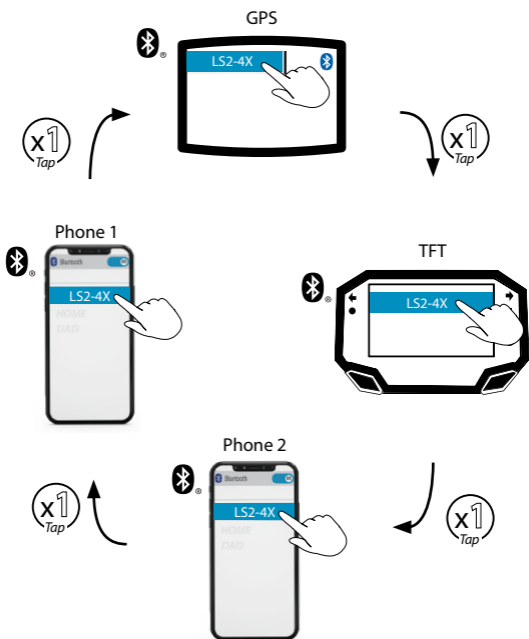
LED Rot und Grün



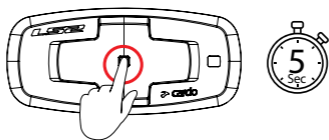
Erweiterte Knopffunktion

Erweiterte Knopffunktion

3 Schritt 3



Kein Ankoppeln mehr





cardosystems.com



Cardo Connect App

Cardosystems.com/update

Cardosystems.com/support

